

DEPARTMENT OF PATHOLOGY

1. About us: (Type a minimum of 500 words about the department)

Department of Pathology which was functioning more than 60 years holds 5 associate professors, 6 assistant professors and 7 tutors under the head of 1 professor & HOD. The department provides knowledge in pathology to 150 MBBS students every year by conducting lectures, seminars, group discussion, quiz and practical sessions. The department also generate 4 MD Pathology graduates every year by having MD post graduate course. The post graduates has the opportunity to gain experience with the high case load available in various diagnostic modalities like Histopathology [950/month], cytopathology [500/month] , hematology [60,000/month] & clinical pathology [8,000/month]. They have regular Post Graduate programs with journal club, interesting case discussion, short topic, slide test and also participate in various research activities. The department also offers diploma & B.Sc MLT courses and train them & create best qualified lab technicians every year. It also provide foundational knowledge in pathology to various other B.Sc allied health sciences students. The department has a heritage museum which holds more than 1000 rare special specimens. The department library has the rich collection of books including rare books to recent updated books and national, international journals. The diagnostic services provided in the department are the best with our experienced pathologists. The 24 hours central lab is managed by pathology department along with Microbiology & Biochemistry. The lab technicians are experienced and handle the high work load with precision and accuracy. The department also indulge in providing 24hrs hematology and Clinicopathology services at the door step of pediatrics & OG department by having separate central lab with qualified inhouse technicians & pathologist at RMH. It has special services like, IHC with various panel of markers with more than 60 markers. It provides frozen section facilities which helps surgeon in certain decisions on table. The department holds the privilege of providing immunofluorescence services which are available only in few institutes. The department is going to have a separate oncopathology lab in the upcoming regional institute of oncology which in future provide services at cytogenetic and molecular studies.

2. Department academics: (provide the academic details of the department) example format is given below

1. MBBS:

- a. MBBS - 150 students per year
- b. Theory class Monday & Friday (time:2.30pm to 3.30pm), Tuesday (time:1.30pm to 2.30pm).
- c. Practical class Monday to Wednesday (time: 3.30pm to 4.30pm)
- d. Internal assessment -1/month
- e. Elective posting for pre final years

2. M.D.

- a. MD - 4 Students per year
- b. 3 months posting- general pathology, gynaec pathology, FNAC & cytology, hematology on rotation basis
- c. Journal Club-2 /month conducted
- d. Short topic-2/month
- e. Clinico pathological meet- conducted with Surgery, medicine, dermatology
- f. Slide test & discussion- 3/month
- g. Gross discussion -1/month
- h. Interesting case discussion -1/month

i. Internal assessment -1/month for each year

3. B.Sc Technician courses:

a) B.sc –MLT courses

I. 20 students per year

II. Theory class

III. Practical class

b) B.Sc –Allied health sciences [critical care, cardiac technology, respiratory technology, dialysis]

4. DMLT (2 year course with 6 months internship):

a) 100 students/year

b) Theory class

c) Practical class

d) Training given in histopathology, clinical pathology, cytopathology, hematology, Immunohistochemistry, histochemistry, frozen section, Immunofluorescence

e) Internal assessment -1/month for each year

3. **Infrastructure** (Provide the infrastructure details of the department) Example format is given below

a. Lecture halls – 1

b. Demo rooms - 2 (each 50 to 60 sq m)

c. Museum – 1

d. Library – 1 (100.17sq.m)

e. Live streaming with WIFI connection available

f. Audio-visual equipment available

g. Seminar hall – 1

h. Grossing room – 1


i. Histopathology lab – 1

j. Cryostat & Immunofluorescence room – 1 (pmssy)

k. Immunohistochemistry room – 1



l. Central lab / 24 hrs lab – 2 (PMSSY & RMH)

4. **Faculty details: (Provide the details of the faculty as shown in NMC in the following format)**

S.No	Name	Designation	Qualification	TNMC registration number	email ID	Photo (paste photo copy in this box)
1	Dr.A.L.Santhi	Professor	M.D(PATH)., DGO	49085	santhiminu@gmail.com	

2	Dr.M.Senthilkumar	ASSOC PROFES SOR	M.D(PATH), DCP	53497	senthilpatter son@gmail.c om	
3	Dr.K.G.Padmanaban	ASSOC PROFES SOR	M.D(PATH)	65993	padmanaban kg@yahoo.in	
4	Dr.J.Nilavu	ASSOC PROFES SOR	M.D(PATH)	83287	nilahere@g mail.com	
5	Dr. C.Mythily	ASSOC PROFES SOR	M.D(PATH), DDVL	64022	mythsraam @gmail.com	
6	Dr.C.Sofiya	ASSOC PROFES SOR	M.D(PATH), DNB	96914	cssofiyac@gm ail.com	
7	Dr. K.Karkuzhali	ASST PROFES SOR	M.D(PATH)	86752	drkarliadhi@ gmail.com	
8	Dr. R. Akila	ASST PROFES SOR	M.D(PATH), DLO	64554	drakila.ent@ gmail.com	
9	Dr. M.Brinda	ASST PROFES SOR	M.D(PATH)	97304	drbrinda12@ gmail.com	

10	Dr. P.Gayathri	ASST PROFES SOR	M.D(PATH)	91633	rajgayathri08@gmail.com	
11	Dr.G.Sudha	ASST PROFES SOR	M.D(PATH)	94958	sudhaamil@gmail.com	
12	Dr.R.Kathiyayini	ASST PROFES SOR	M.D(PATH)	101271	kathiyayini13@gmail.com	
13	Dr. S.Sridevi	TUTOR	M.D(PATH)	79657	sridevivijay2005@gmail.com	
14	Dr. B.Dhivya	TUTOR	M.D(PATH)	94001	dhivyasmc05@gmail.com	
15.	Dr.T.Hannah jerlin	TUTOR	M.D(PATH)	98057	drjerlin06@gmail.com	
16	Dr.G.Kayalvizhi	TUTOR	M.D(PATH),, DA	82565	drkayal83@gmail.com	
17	Dr.G.Sindhiya	TUTOR	M.D(PATH)	99069	sindhiya.mbb@gmail.com	

17	Dr.D.Hamsavanipriyadharshni	TUTOR	M.D(PATH)	99130	hamsyshruthi@gmail.com	
18	Dr.S.Abinaya	TUTOR	M.D(PATH)	106809	abinayasridhar1990@gmail.com	

5) Publication details by the faculty (Provide the details of the publication in the following format)
Provide HOD details, professor details, associate details followed by AP/SR details in order.

S. No	Name	Designation	Title	Journal name	Month year of publication	Order of author	Type of article
1	DR. AL.SANTHI	PROFESSOR	A rare case of ovarian tumor in an adolescent girl	Journal of Evolution of medical and dental Sciences.	Volume: 5 Page NO: 523. Year: Feb 11, 2016.	Second author	Original article
			Histomorphological correlation of PIH placentas and Low dose aspirin treated placenta.	Journal of Evolution of medical and dental Sciences.	Volume: 3, Issue:1 Page NO: 158 Year: 2014	First author	Original article
			Study of cervical cancer and its prevalence in rural areas of Thanjavur District , Tamilnadu.	Journal of Evolution of medical and dental Sciences.	Volume: 5, Issue :09 Page NO: 25 Year: 2016	First author	Original article

			Clinicopathologic Analysis of ovarian tumors in a tertiary care institute and the role of ER, PR, HER-2/neu in surface epithelial tumors of ovary.	Journal of Evolution of medical and dental Sciences.	Volume: 5 Page NO: 3774 Year: 2016	Second author	Original article
2	DR.M.SENTHIL KUMAR	ASSOCIATE PROFESSOR	A clinic-pathological study of covid-19 associated rhino-orbital-cerebral mucormycosis	Indian Journal of Ophthalmology	March 2022 - Volume 70 - Issue 3	First author	Original article
			Clinical and Haematological Evaluation of Leukaemias, Using Cytochemical Stains and Immunophenotyping	2019, Journal of Evolution of Medical and Dental Sciences	Vol.8/Issue 19/May13,2019	Second author	Original article
			A Clinico-Haematologic Study of Diabetic Retinopathy	TNOA Journal of Ophthalmic Science and Research	Jul-Sep 2023 - Volume 61 - Issue 3	First author	Original article
3	DR.K.G.PADMANABAN	ASSOCIATE PROFESSOR	Disseminated skeletal secondaries as the first presentation of a silent Gastric malignancy.	Research Journal of Pharmaceutical, Biological and Chemical Sciences	May-June 2014 Issue.	First author	Original article

			Evaluation of P16 InK 4a status as a biomarker for uterine cervical neoplasms.	Journal of current trends in clinical medicine and laboratory biochemistry.	Volume: 3 Page NO: 13 Year: 2015	First author	Original article
			Disseminated subcutaneous rhinosporidiosis is masquerading soft tissue tumor	International Journal of research in Dermatology	Volume: 5 Page NO: 22-24 Year: 2016	First author	Original article
			Role of Squash smear in Intraoperative consultation of CNS tumors	Journal of Scientific society	March 22,2017	First author	Original article
4.	DR.J.NILAVU	ASSOCIATE PROFESSOR	Expression of Bcl-2 and Ki-67 in Cyclical Endometrium and in Endometrial Hyperplasia – An Analysis	IOSR Journal of Dental and Medical Sciences (IOSR-JDMS)	Volume 15, Issue 4 Ver. VIII (Apr. 2016), PP 43-49	Second author	Original article
			A Study of Apoptotic and Proliferative Activity in Endometrial Carcinoma by Immunohistochemistry	IOSR Journal of Dental and Medical Sciences (IOSR-JDMS)	Volume 17, Issue 7 Ver. 12 (July. 2018),	First author	Original article
			An Analytical Cross Sectional Study of Comparison between Cell Counter Generated Red Cell Indices with	International Journal of Pharmaceutical and Clinical Research 2024	16(5); 434-440	Second author	Original article

			Peripheral Blood Smear Examination in Diagnosing Morphological Type of Anemia				
			Beta-catenin expression in colorectal neoplasm and its prognostic significance- an observational study	Journal of Cardiovascular Disease Research	VOL15, ISSUE 07, 2024	Second author	Original article
5.	DR.C.MYTHILY	ASSOCIATE PROFESSOR	p 63 expression in pleomorphic adenoma and muco epidermoid carcinoma	International Journal of pharma and biosciences	2016 Oct,507-510	First author	Original article
			Immunohistochemical markers in salivary gland tumors	IOSR Journal of Medical and Dental sciences	Vol 16,Issue 8,Aug 2017	First author	Original article
6.	DR.C.SOFIYA	ASSOCIATE PROFESSOR	significance of platelet indices in burns patient	Tropical journal of pathology and microbiology	october-December 2017,Vol 3,Issue 4	First Author	Original article
			Pathological findings associated with stillborn babies	International journal of Medical Research and Review	December 16,Vol4,Issue 12	First Author	Original article
			Recent Trends In The Histological Spectrum Of Gastrointestinal Polyps	International Journal Of Scientific Research	September – 2020/ Volume - 9 /Issue - 9 .	First Author	Original article

7	DR.BRINDA.M	ASSISTANT PROFESSOR	Detection Of Bone Marrow Micrometastasis In Cases Of Gastric Malignancies	Paripex Indian Journal Of Research	June 2019/Vol 8/Issue 6	Second AUTHOR	Original article
			A Study Of Expression Of Thyroid Transcription Factor(TTF-1) In Endometrial Adenocarcinoma Of Uterine Corpus	Paripex Indian Journal Of Research	August 2019/Vol 8/Issue 8	First Author	Original article
8	DR K.KARKUZHALI	ASSISTANT PROFESSOR	Role Of Squash Cytology In Intraoperative Diagnosis In Meningioma	Journal Of Clinical &Diagnostic Research .	Aug2021, Vol. 15 Issue 8	Second Author	Original article
			Stromal Expression Of CD10 In Invasive Breast Carcinoma And Its Correlation With ER, PR, HER2/neu.	Research Journal of Pharmaceutical, Biological and Chemical Sciences	July – August 2022 RJPBCS 13(4) Page No. 138	First author	Original article
9	DR.B.DHIVYA	TUTOR	Varied histomorphological presentations of appendiceal neoplasms: A series of eight cases	JOURNAL OF CLINICAL AND DIAGNOSTIC RESEARCH	2023,aug ,vol 17(B),ER 10-ER 14	First author	Case series
			Association of clinico pathological and immunohistochemical prognostic parameters with presence of ductal carcinoma in situ in invasive ductal	Journal of pathology of Nepal	2023,vol 13,2084-2089	First author	Original article

			carcinoma of breast				
10	DR.R.AKILA	ASSISTANT PROFESSOR	Cytopathological spectrum of thyroid lesions-A Hospital based study	International Journal of Medical science and Innovative research	July 2022,pages-291-300	First Author	Original article
			Diagnostic accuracy of Hemoglobin estimation by point of care devices-A comparative study with automated Hematology analyser	International Journal of Medical science and Innovative research	August 2022,page No-180-188,Volume 7,Issue 4	First Author	Original article
11	DR.S.SRIDEVI	TUTOR	Cytopathological spectrum of thyroid lesions-A Hospital based study	International Journal of Medical science and Innovative research	July 2022,pages-291-300	Second author	Original article
12	DR.P.GAYATHRI	ASSISTANT PROFESSOR	Stromal Expression Of CD10 In Invasive Breast Carcinoma And Its Correlation With ER, PR, HER2/neu.	Research Journal of Pharmaceutical, Biological and Chemical Sciences	July – August 2022 RJPBCS 13(4) Page No. 138	Third author	Original article
12	DR.G.KAYALVIZHI	TUTOR	Diagnostic accuracy of Hemoglobin estimation by point of care devices-A comparative study with automated Hematology analyser	International Journal of Medical science and Innovative research	August 2022,page No-180-188,Volume 7,Issue 4	Second author	Original article

13.	DR.G.SINDHIYA	TUTOR	Beta-catenin expression in colorectal neoplasm and its prognostic significance- an observational study	Journal of Cardiovascular Disease Research	VOL15, ISSUE 07, 2024	Fourth author	Original article
-----	---------------	-------	--	--	-----------------------	---------------	------------------

5. CME/workshop details (Provide the CME workshop conducted by the department in the following format) from 2022 to till date

S. No	Department	Title of CME/Workshop	Date of CME	TNMC accreditation points	TNMGRMU accreditation points	other accreditation
1	Pathology	Pathognomia2.0 UG QUIZ	4.11.2022	-		--
2	Pathology	APPROACH TO THROMBOPHILIA	13/10/23	-		

6. Clinical materials details (as applicable for lab and clinical departments)

For pathology:

S.No	Month -year	Histopathology	Cytopathology	Hematology	Clinical pathology
1	January 2024	702	434	49797	8643
2	February 2024	734	498	52051	7540
3	March 2024	963	499	53507	8486
4	April 2024	832	690	54682	6786
5	May 2024	1082	580	59356	8311
6	June 2024	996	466	54169	7669
7	July 2024 as on date 29.7.24	950	430	52064	6426

7. Awards and achievement by department and faculty:

1. 2021 Batch UG- students have won prize in state level quiz program in Govt.Pudukottai Medical College year 2023.
2. Dr Mahitha- Postgraduate(2018-2021) received Gold Medal from Dr MGR University
3. Best doctor award received by Dr AL Santhi in 2021
4. Best doctor award received by - Dr.K.Karkuzhali MD(Path), Dr.M.Brinda MD(Path) on Jan 26-2024