

**DEPARTMENT OF SURGICAL GASTROENTEROLOGY
THANJAVUR MEDICAL COLLEGE**

1. About us:

The Department of Surgical Gastroenterology was started in the year 1980 as an outpatient unit attached to the department of General Surgery . Separate department with faculty was started in 2008. Since then we are treating Gastrointestinal and Hepato pancreatico biliary patients from the central (Delta) districts of Tamilnadu. We conduct CMEs , invited lectures and live workshops for the benefit of gastroenterology and general surgery post graduates. We have presented papers and posters regularly in various national and international conferences and have received prizes. We have an intake of two M.Ch post graduates per year. The M.Ch post graduate students and M.S (General Surgery) students are regularly taken theory classes , assigned topic presentation , and present clinical cases for discussion. We regularly conduct journal club meetings , clinico pathological meetings , clinico radiological meetings and clinical society meetings. We do all kind of GI works from diagnostic and therapeutic endoscopy (including ERCP , esophageal manometry , Endo USG) to advanced open and advanced laparoscopic surgeries (Bariatric surgery , laparoscopic liver and pancreatic resections) at par with international standards . We have been authorized as a liver transplant centre.

2. Department academics:





M.Ch (Surgical Gastroenterology)

- a. 2 Seats per year
- b. Academic Session from 09.00 to 10.00 am.
- c. Grand Rounds from 12.00 pm to 1.00 pm.
- d. Clinical Case presentation.
- e. Journal club presentation.
- f. Topic presentation.
- g. Mortality and morbidity audit presentation.
- h. Symposium
- i. Group Discussion
- j. Clinico pathological class
- k. Clinico radiological class.
- l. Tumor board class.
- m. OSCE
- n. Viva
- o. Seminar
- p. Guest Lectures

3. Infrastructure

- a. Lecture hall – 1
- b. Clinical Demo room - 1
- c. Library – 1
- d. Live streaming with WIFI connection available.
- e. Audio-visual equipment available.
- f. KarlStorz laparoscopic set - 1 No
- g. Olympus laparoscopic set - 02 Nos.
- h. Diathermy machine with covidien – 01.
- i. CUSA machine with ERBE diathermy – 01.
- j. CUSA machine with Shalya diathermy – 01.
- k. Argon plasma coagulation with spectrum diathermy – 02.
- l. Upper GI Video Endoscope – 02.
- m. Video Colonoscope – 02.
- n. Video Duodenoscope with ERCP accessories – 02 Nos
- o. Harmonic Scalpel with Generator (Ultrasonic Cutting And Coagulation Device) – 02 .

4. Faculty details:

S.No	Name	Designation	Qualification	TNMC registration number	email ID	Photo (paste photo copy in this box)
1	Dr. U.Aravindan	Professor	M.S., M.Ch., (Surgical gastroenterology)	49012	aravigastro@yahoo.co.in	
2	Dr.M.Ponchidambaram	Associate Professor	M.S., M.Ch., (Surgical gastroenterology)	62864	drponchi@gmail.com	
3	Dr.R.Senthilkumar	Assistant Professor	M.S., M.Ch., (Surgical gastroenterology)	79722	grstni@gmail.com	
4	Dr.R.Sudhagar	Senior Resident	M.S., M.Ch., (Surgical gastroenterology)	90045	drsudhakar2004@gmail.com	

Publication details by the faculty

S. No	Name	Designation	Title	Journal name	Month year of publication	Order of author	Type of article
1	Dr. U.Aravindan	Professor	Effect on Neo Adjuvant chemoradiotherapy on post-operative complications following resection for carcinoma esophagus.	International Journal of Scientific Research	Nov-18		Original research
			Benign Biliary Stricture : A Case Series	International Journal of Scientific Research	Nov-18		Original research
			A Study on Acute Pancreatitis in Thanjavur Medical College , Thanjavur , Tamilnadu , India	Indian Journal of Applied Research	Nov-18		Original research
			A Study on Comparison between Video Assisted Thoracoscopic and Transhiatal esophagectomy for carcinoma esophagus.	Indian Journal of Applied Research	Nov-18		Original research
			Management and outcomes of hemorrhage following Pancreaticoduodenectomy - Our Experience	International Journal of Medical Science and Current Research	Apr-22		Original research
			Isolated Pancreatic Injuries : A Case Series	International Journal of Scientific Research	Jul-22		Original research
2	Dr.M.Ponchidambaram	Associate Professor	A Study on Role of USG Guided FNAC in Chronic Pancreatitis with Headmass	Journal of Medical Science and Clinical Research	October 2018		Original research
			A Study on Acute Pancreatitis in Thanjavur Medical College , Thanjavur , Tamilnadu , India	Indian Journal of Applied Research	Nov-18		Original research
			A Study on Comparison between Video Assisted Thoracoscopic and Transhiatal esophagectomy for carcinoma esophagus.	Indian Journal of Applied Research	Nov-18		Original research
			Effect on Neo Adjuvant chemoradiotherapy on post-operative complications following resection for carcinoma esophagus.	International Journal of Scientific Research	Nov-18		Original research
			A Study on the impact of early enteral feeding acute pancreatitis	Global Journal For Research Analysis – International	March 2019		Original research

3	Dr.R.Senthilku maran	Assistant Professor	Monolobar Caroli's Disease with Intrahepatic Cholangiocarcinoma - Diagnostic Dilemma in A Cystic Lesion of Liver	IOSR Journal of Dental and Medical Sciences	Feb-17		Original research
4.	Dr.R.Sudhagar	Senior Resident	Comparison of 2 days versus 5 days of octreotide infusion along with endoscopic therapy in preventing early Rebleed from Esophageal varices: a Randomized Clinical Study				Original research
			Role Of Antibiotic Prophylaxis In Elective Mesh Inguinal Hernioplasty				Original research
			Bacterial Superinfection in Amoebic Liver Abscess in a Tertiary Care Institute-A Case Series				Original research
			Mucormycosis and Covid – Why in India?				Original research
			Diffuse hemangiolympangioma of small bowel-rare cause of obscure gastrointestinal bleeding				Original research
			Melioidosis presenting as pseudomyxoma peritonei: yet another pretense of the great mimicker: an unreported entity				Original research

5. CME/workshop details

S. No	Depart ment	Title of CME/Workshop	Date of CME	TNMC accreditation points	TNMGRMU accreditation points	other accreditation
1	SGE	Current Status of Liver Transplantation in India	30.05.2024	-	-	--
2	SGE	CME ON CARCINOMA STOMACH	29.06.2023	2 Hours	10 Points	--
3	SGE	CME ON COLORECTALCANCER	04.06.2022	1 Hours	05 Points	--

6. Clinical materials details :

Month -year	Total OPD	Total IPD	Average bed occupancy	HPE	Cyto patho	Hematology	Bio chem	Cul sen	Serology	Xray	USG	CT/MRI
January 2024	464	109	98 %	67	24	22	87	35	104	127	63	65
February 2024	486	98	96 %	62	22	25	92	37	119	145	56	66
March 2024	512	104	99 %	57	26	27	95	46	135	125	58	57
April 2024	539	87	95 %	59	28	18	97	42	124	126	46	59
May 2024	577	120	99 %	48	30	22	82	38	134	127	54	68
June 2024	520	110	99 %	53	24	28	88	37	127	136	49	58
July 2024												

For surgical departments:

S. No	Month -year	Total major case	Total minor case	Total emergency cases
1	January 2024	29	04	14
2	February 2024	37	06	11
3	March 2024	32	04	09
4	April 2024	38	09	08
5	May 2024	37	06	10
6	June 2024	32	08	15
7	July 2024			

7. Awards and achievement by department and faculty:

- Dr.M.Ponchidambaram M.S.,M.Ch., achieved best doctor award from district collector for the year 2022.
- Best Paper Award in TNASICON 2023 for Optimal route of administration of ICG for increasing safety in laparoscopic cholecystectomy – A Randomised controlled trial - Dr. A. Arun Raja
- Best poster award in TNASICON 2023 for multivisceral resection for colonic GIST presenting as a giant intra- abdominal cyst – a rare case – Dr. P A. Kabilan
- Best paper award in IHPBA 2023 for coil angioembolisation for pseudoaneurysm in pancreatitis - Dr. P A. Kabilan
- Selected for bursary in IASGCON 2023 for oral paper presentation for the topic - Optimal route of administration of ICG for increasing safety in laparoscopic cholecystectomy – A Randomised controlled trial - Dr. A. Arun Raja.